



# Accessing MyHealthNL

DECEMBER 2023

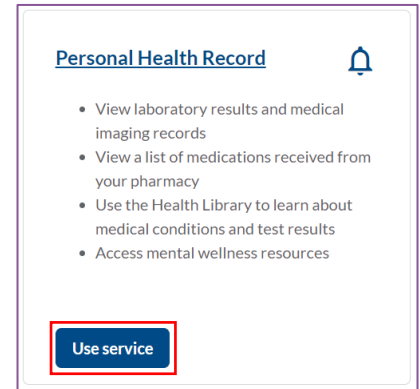


NL Health  
Services

## Accessing MyHealthNL

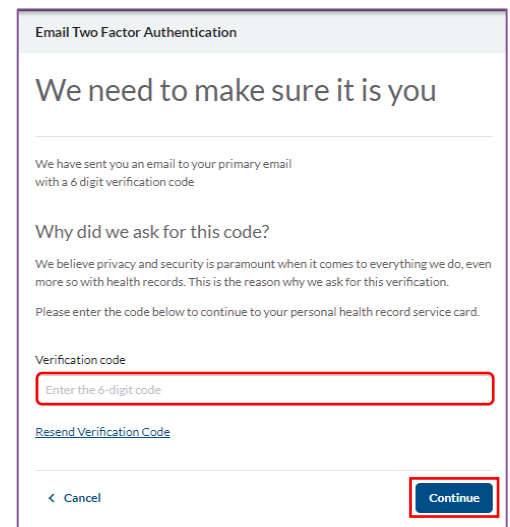
Once you've successfully completed enrollment, follow the below steps to access MyHealthNL:

1. Go to [MyGovNL.ca](https://MyGovNL.ca) and login to your MyGovNL account.
2. Click 'Use Service' on the Personal Health Record service card.

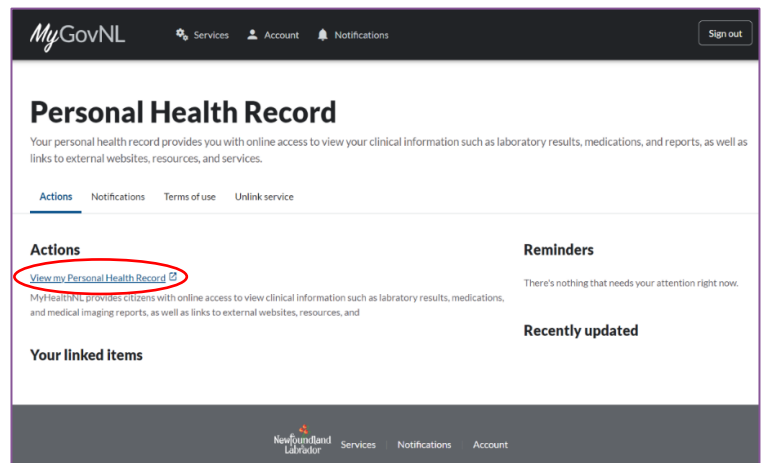


3. If you have not already completed the two-factor authentication upon login, you must do this now. Check your primary email inbox for an email from MyGovNL containing a 6-digit verification code. Enter this code and click 'Continue'.

**Note:** If you have enabled two-factor authentication on your MyGovNL account, and have already completed this step, you will not receive this prompt.



4. Click 'View my Personal Health Record' to access MyHealthNL.



To learn more about how to use MyHealthNL, please refer to the document titled “*MyHealthNL: Overview*”.